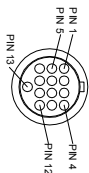
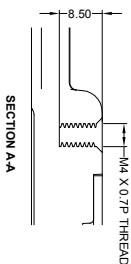
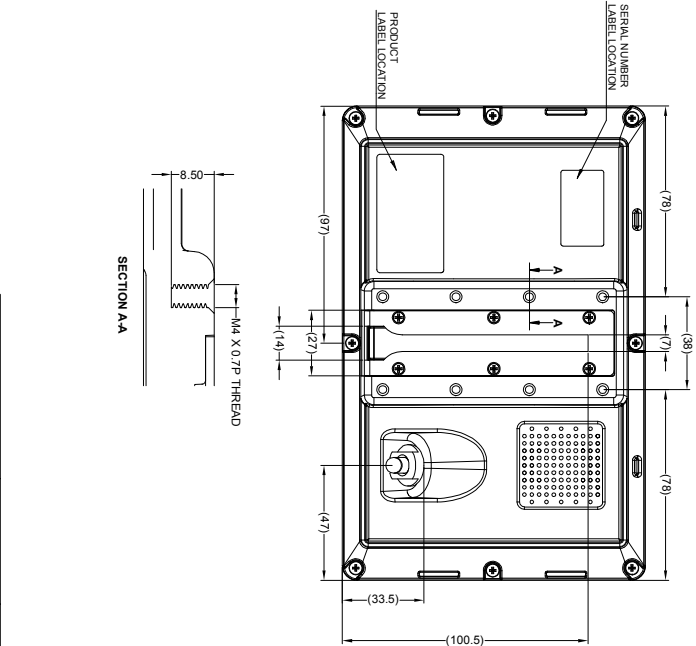
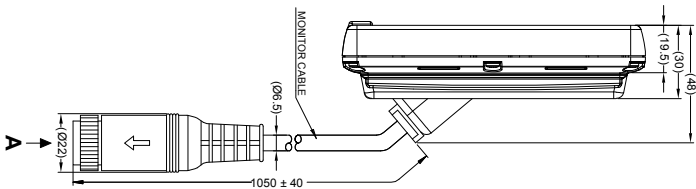
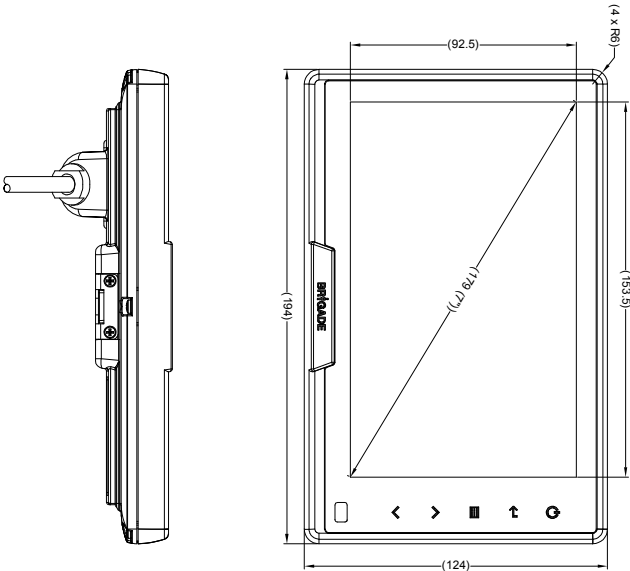
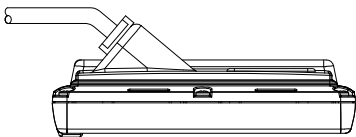
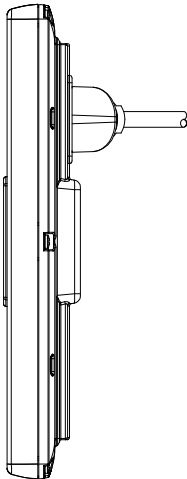


VIEW A



DPMME MATING FACE	
PIN#	WIRE COLOUR / DESCRIPTION
1	PINK CAX VIDEO
2	LIGHT BLUE CAX T200C
3	RED CAX T200C
4	BROWN CAX AUDIO
5	YELLOW CAX VIDEO
6	BROWN CAX T200C
7	RED CAX T200C
8	GREEN CAX AUDIO
9	WHITE CAX AUDIO
10	CYAN CAX AUDIO
11	GREY SPORT WARE
12	RED SPORT WARE
13	RED T200C
14	GREEN GROUND

*WIRE IS ONLY SHOWN WHEN THE MONITOR IS PUT IN SHUTTER MODE VIA THE OSD MENU.



Revision Notes			
R1 - MONITOR UPDATED & CONNECTOR CHANGED.			
APA: -	Drawn: BUTLER	Checked: J. NEWMAN	Approved: DKERAI Date: 23/10/10
R2 - UPDATED TO SHOW CORRECT PRODUCT LABEL DETAILS, STANDARDS UPDATED AS PER Q15.4.0.			
APA: T1CH01	Drawn: RBATES	Checked: MBUTLER	Approved: GPLUTH Date: 28/11/13
R3 - LABEL DETAILS IN NOTES UPDATED.			
APA: T1CH01	Drawn: RBATES	Checked: A. FEDERIGHI	Approved: GPLUTH Date: 31/07/14

- NOTES:
1. FOR PRODUCT LABEL REFER TO LATEST REVISION OF DRAWING BE-002900-XX-14.
 2. BRACKET SCREWS TO BE TIGHTENED TO 0.98 NEWTON METRES.
 3. REFER TO PRODUCT SPECIFICATIONS FOR MORE DETAILS.

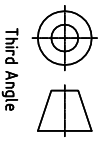


PROPRIETARY NOTICE

THIS DESIGN AND TECHNICAL INFORMATION APPEARING ON THIS DRAWING IS THE PROPERTY OF BRIGADE ELECTRONICS, AND IS DISCLOSED IN CONFIDENCE. IT IS NOT TO BE COPIED, REPRODUCED, REVEALED TO OR EXPROPRIATED BY OTHERS, EITHER IN WHOLE OR IN PART WITHOUT THE EXPRESS WRITTEN CONSENT OF BRIGADE ELECTRONICS.

BRIGADE®

www.brigade-electronics.com



Assembly PI Approval		Approved by		Checked by		Drawn by	
-		DKERAI		J. NEWMAN		MBUTLER	
Angle of Projection		Units		Scale		Released	
mm		N/A		13/10/10		-	
Status		RELEASED		BE-970WM-M		-	
Part No		#3350		BE-001292-03-10		-	